


Fine Wall/Ceiling Lamp

“Fine Wall/Ceiling Lamp is a minimal design refined to include only the essentials: a slim light, a form-pressed fixture with aluminum end caps, and a cord. We wanted it to feel delicate, almost jewelry-like — a sleek band of white light. It is a simple, raw expression of clarity and directness with an industrial character. Possible to hang both horizontally and vertically, we designed it so that the lamp’s light source is laid bare, yet gives a no-glare, comfortable light.”

— TAF Studio



Designed by	TAF Studio
About the Designer	TAF Studio is a Stockholm-based design and architecture studio, founded by Gabriella Gustafson and Mattias Ståhlbom. The duo works within product and interior design.
Environment	Indoor
Country of Production	China
Preassembled	Yes - but assembly of configurations are needed.
Description	Fine Wall/Ceiling Lamp is a take on a classic tube light, combining industrial minimalism with refined detailing for a truly elegant expression. A uniquely versatile piece, available in 3 sizes and 6 pre-made configurations that can be positioned in numerous playful ways. These characteristics make it a versatile design, offering understated lighting to enhance the space or serving as a bold statement piece, whether used individually or grouped together.
Material	Body in pressure-die casted and extruded, powder-coated aluminum. Diffuser in extruded opaque plastic. Single profiles come with an inline dimmer and plug. Configurations come with a wall/ceiling mounted driver integrated in white plastic driver box. Configurations are dimmable when hardwired—no dimmer on cable. Dimmable, integrated, and non-user replaceable LED light designed for Right to Repair means that only an electrician can replace the light source. Lumen maintenance: 30.000h. Kelvin: 2700K. CRI: >90.
Cleaning & Care	Clean with a moist cloth. Always switch off the electricity supply before cleaning.
Light Source Included	120 cm, 60 cm, 90 cm, Configuration 1, Configuration 2, Configuration 3, Configuration 4, Configuration 5, Configuration 6: Yes.
Dimmable Function	Yes
Additional Information	Cord length 120 cm, 60 cm and 90 cm: 200 cm / 78.7” Cord length Start Module (AC Wire): 300 cm / 118.1” Cord length Start Module (DC Wire): 200 cm / 78.7” Cord length Connect/End (DC Wire): 37,5 cm / 14.8”
Configurations	For inspiration on configurations please refer to the Assembly Guidelines.

Fine Wall/Ceiling Lamp

Dimensions

120 cm

Length: 120 cm / 47.2"
 Height: 1,8 cm / 0.7"
 Depth: 2,4 cm / 0.9"
 Cord Length: 200 cm / 78.7"



60 cm

Length: 60 cm / 23.6"
 Height: 1,8 cm / 0.7"
 Depth: 2,4 cm / 0.9"
 Cord Length: 200 cm / 78.7"



90 cm

Length: 90 cm / 35.4"
 Height: 1,8 cm / 0.7"
 Depth: 2,4 cm / 0.9"
 Cord Length: 200 cm / 78.7"



Configuration 1

Height: 89,5 cm / 35.2"
 Width: 60 cm / 23.6"
 Depth: 2,4 cm / 0.9"



Configuration 2

Height: 96 cm / 37.8"
 Width: 56,4 cm / 22.2"
 Depth: 2,4 cm / 0.9"




Configuration 3

Height: 82 cm / 32.2"
 Width: 272 cm / 107.1"
 Depth: 2,4 cm / 0.9"



Configuration 4

Height: 17,5 cm / 6.9"
 Width: 313,5 cm / 123.4"
 Depth: 2,4 cm / 0.9"



Configuration 5

Height: 264 cm / 103.9"
 Width: 17,5 cm / 6.9"
 Depth: 2,4 cm / 0.9"



Configuration 6

Height: 138 cm / 54.3"
 Width: 56,5 cm / 22.2"
 Depth: 2,4 cm / 0.9"



Ready-to-Ship

Black



Fine Wall/Ceiling Lamp

Lamp Rating


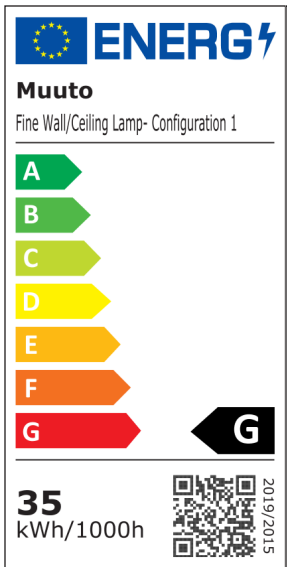



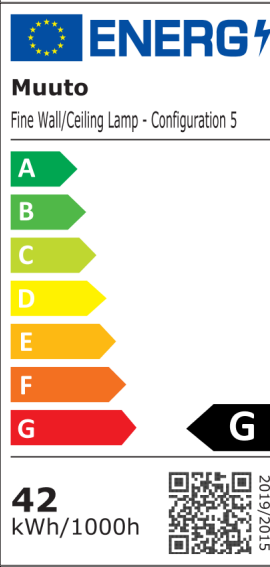
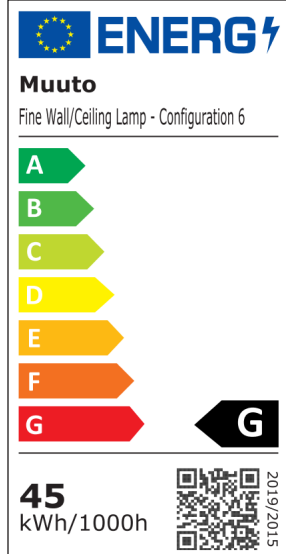
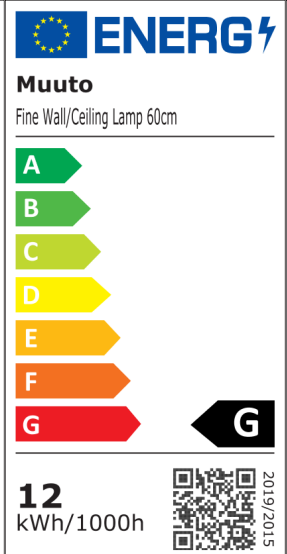

	120 cm	60 cm	90 cm	Configuration 1
Voltage	220-240V	220-240V	220-240V	220-240V
Frequency	50/60Hz	50/60Hz	50/60Hz	50/60Hz
IP Rating	IP20	IP20	IP20	IP20
Classification	Class II	Class II	Class II	Class II
Socket	Integrated non-user replaceable LED	Integrated non-user replaceable LED	Integrated non-user replaceable LED	Integrated non-user replaceable LED
	Configuration 2	Configuration 3	Configuration 4	Configuration 5
Voltage	220-240V	220-240V	220-240V	220-240V
Frequency	50/60Hz	50/60Hz	50/60Hz	50/60Hz
IP Rating	IP20	IP20	IP20	IP20
Classification	Class II	Class II	Class II	Class II
Socket	Integrated non-user replaceable LED	Integrated non-user replaceable LED	Integrated non-user replaceable LED	Integrated non-user replaceable LED
	Configuration 6			
Voltage	220-240V			
Frequency	50/60Hz			
IP Rating	IP20			
Classification	Class II			
Socket	Integrated non-user replaceable LED			

Light Source Specification

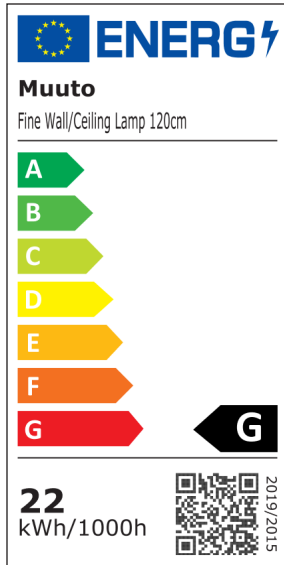
	120 cm	60 cm	90 cm	Configuration 1
Item	Integrated, non-replaceable LED	Integrated, non-replaceable LED	Integrated, non-replaceable LED	Integrated, non-replaceable LED
Watt	21W	13W	17W	
Lumen	1200lm	620lm	950lm	
Lumen Maintenance	30000h	30000h	30000h	30000h
Kelvin	2.700K	2.700K	2.700K	2.700K
CRI	90	90	90	90
Dimmable	Yes	Yes	Yes	Yes
Risk Group	Except	Except	Except	Except
	Configuration 2	Configuration 3	Configuration 4	Configuration 5
Item	Integrated, non-replaceable LED	Integrated, non-replaceable LED	Integrated, non-replaceable LED	Integrated, non-replaceable LED
Watt				
Lumen				
Lumen Maintenance	30000h	30000h	30000h	30000h
Kelvin	2.700K	2.700K	2.700K	2.700K
CRI	90	90	90	90
Dimmable	Yes	Yes	Yes	Yes
Risk Group	Except	Except	Except	Except
	Configuration 6			
Item	Integrated, non-replaceable LED			
Watt				
Lumen				
Lumen Maintenance	30000h			
Kelvin	2.700K			
CRI	90			
Dimmable	Yes			
Risk Group	Except			

Fine Wall/Ceiling Lamp

Energy Label

 <p>Muuto Fine Wall/Ceiling Lamp - Configuration 1</p> <p>A B C D E F G</p> <p>35 kWh/1000h</p> <p>2019/2015</p>	 <p>Muuto Fine Wall/Ceiling Lamp - Configuration 2</p> <p>A B C D E F G</p> <p>42 kWh/1000h</p> <p>2019/2015</p>	 <p>Muuto Fine Wall/Ceiling Lamp - Configuration 3</p> <p>A B C D E F G</p> <p>48 kWh/1000h</p> <p>2019/2015</p>
 <p>Muuto Fine Wall/Ceiling Lamp - Configuration 4</p> <p>A B C D E F G</p> <p>45 kWh/1000h</p> <p>2019/2015</p>	 <p>Muuto Fine Wall/Ceiling Lamp - Configuration 5</p> <p>A B C D E F G</p> <p>42 kWh/1000h</p> <p>2019/2015</p>	 <p>Muuto Fine Wall/Ceiling Lamp - Configuration 6</p> <p>A B C D E F G</p> <p>45 kWh/1000h</p> <p>2019/2015</p>
 <p>Muuto Fine Wall/Ceiling Lamp 60cm</p> <p>A B C D E F G</p> <p>12 kWh/1000h</p> <p>2019/2015</p>	 <p>Muuto Fine Wall/Ceiling Lamp 90cm</p> <p>A B C D E F G</p> <p>18 kWh/1000h</p> <p>2019/2015</p>	 <p>Muuto Fine Wall/Ceiling Lamp 90cm</p> <p>A B C D E F G</p> <p>18 kWh/1000h</p> <p>2019/2015</p>

Fine Wall/Ceiling Lamp



Tests, Labels & Certifications

Electromagnetic
Compatibility

Electromagnetic Compatibility (EMC)

Safety & Regulations

ECO Design Directive
Low Voltage Directive 2014/35 EU (LVD)
REACH
Restriction of Hazardous Substances Directive (RoHS)
Waste of Electronic and Electrical Equipment (WEEE)



IP20



UK
CA

[Explore Assets](#)

[DOWNLOAD SITE](#)